
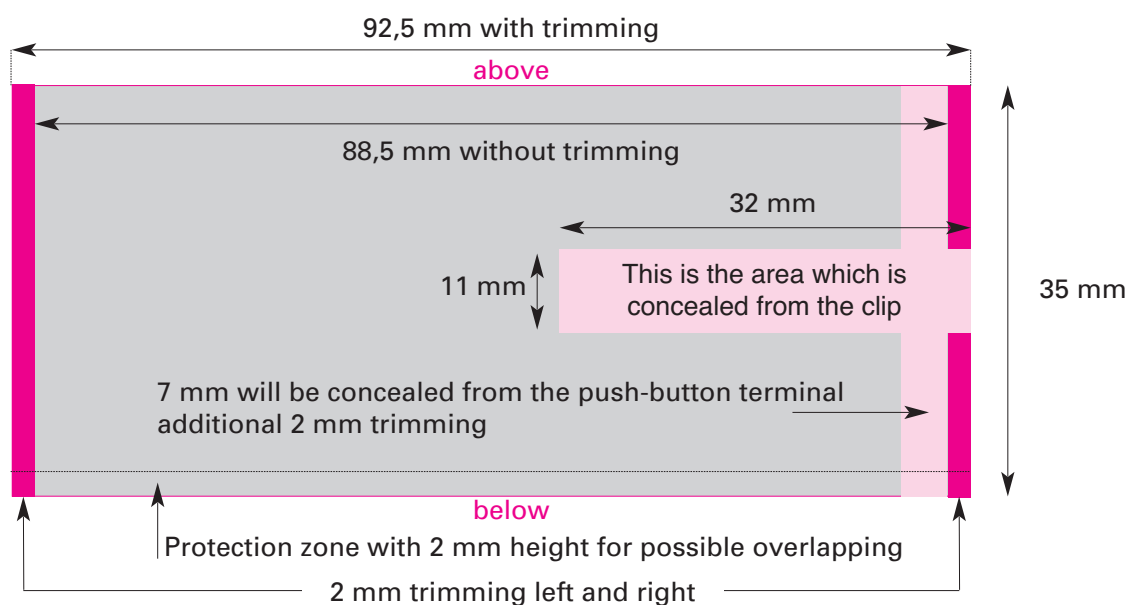




Die Handschrift der Werbung



Template for 0-0011 T VIS Fantasy transparent VIS



Please follow by data production the following points:

For a flawless conversion of the print format, we need vectorized EPS or PDF files. Fonts have to be attached or converted into paths.

If you use JPG or TIFF files, the resolution has to be at least 300 till maximum 1200 dpi.

Please take attention that a cutting of 2 mm on the left and the right side must be kept for all graphics. Texts and logos should have a minimum clearance from 2 mm to the lower edge to not being covered by a possible overlapping.

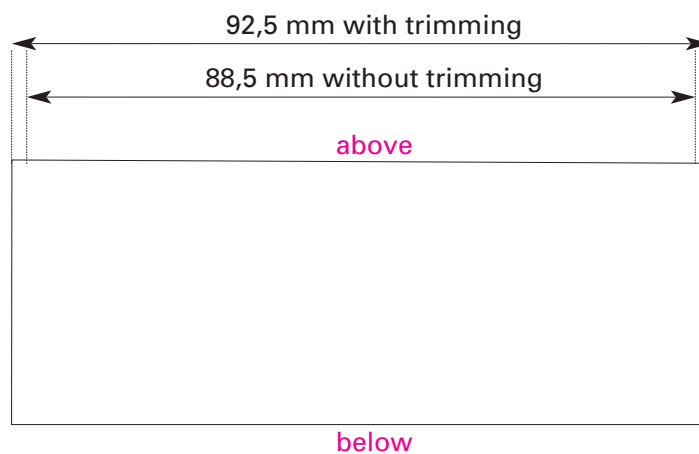

Please find overleaf the cutting mask, for passing on to your repro or print office.



Die Handschrift der Werbung



Cutting-Mask for 0-0011 T VIS Fantasy transparent VIS



You can transmit this cutting mask to your repro or print office.

Your advertisement can be fitted here for 1:1 print.

Please take attention that this cutting mask is already calculated with trimming of 2 mm on the left and on the right side.

This means that this trimming gets lost and there should be no important logos, texts or relevant parts of the background in this area.

In addition to this trimming, there can be other protection zones or areas which are covered. Please find this information at the first describing side of this document.